2021/07/15

・コードの置き場所(k1ctrのディレクトリやgit labのリンクなど)

https://git.ligo.org/f20c052c/finesse-gui

・これまで作った関係する資料(スライド)の置き場所

http://gwwiki.icrr.u-tokyo.ac.jp/JGWwiki/KAGRA/Subgroups/MIF/Simulation

インストールマニュアル

https://gwdoc.icrr.u-tokyo.ac.jp/cgi-bin/private/DocDB/ShowDocument?docid=12132

- Length
  - **Sensitivity**
- Angular
  - Sweep
    - Mirror angle
      - ~~Power~~
      - ~~Amplitude~~
      - ~~Demodulated signal~~
    - Gouy phase
      - ~~Power~~
      - ~~Amplitude~~
      - ~~Demodulated signal~~
  - **Transfer function**

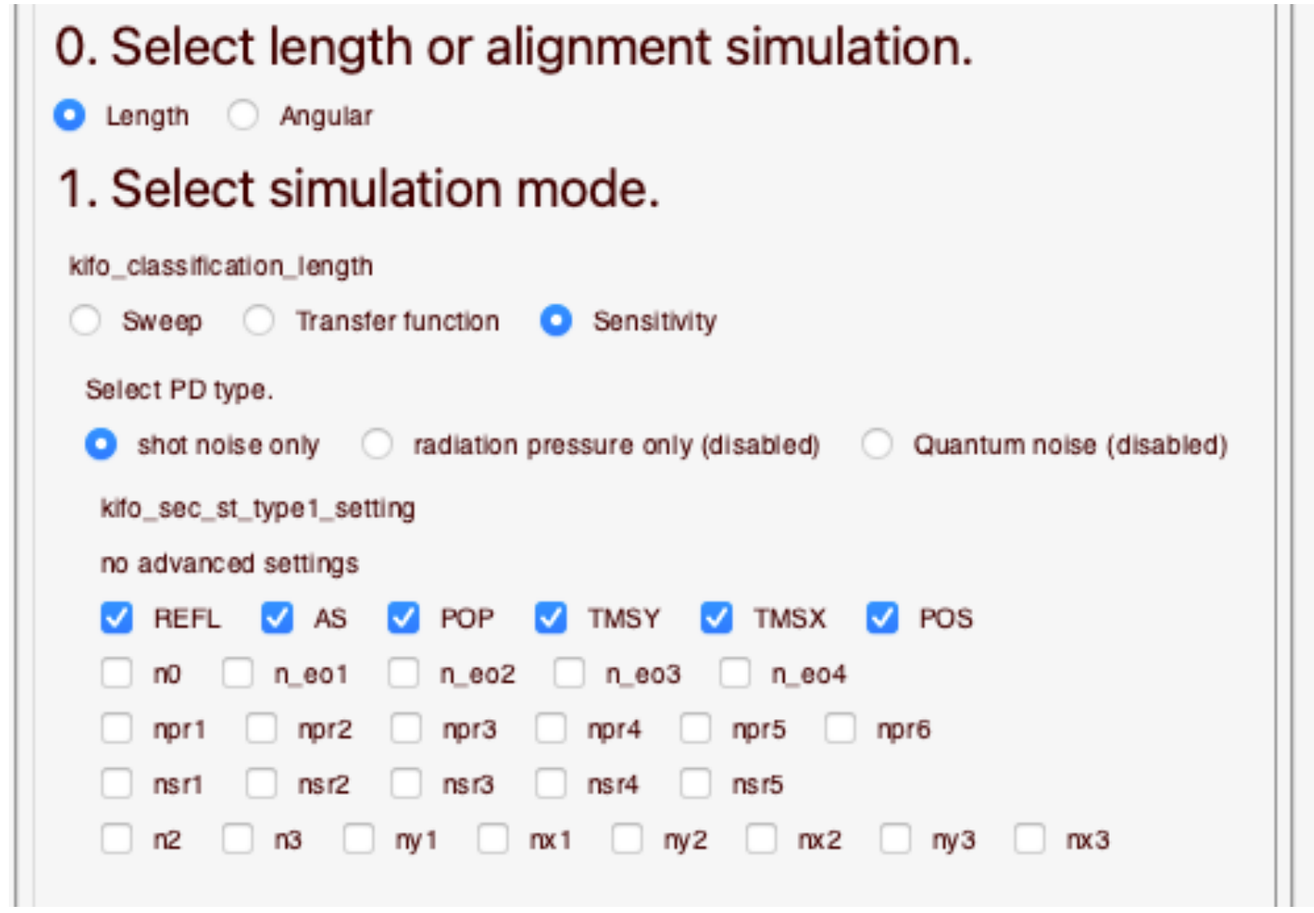

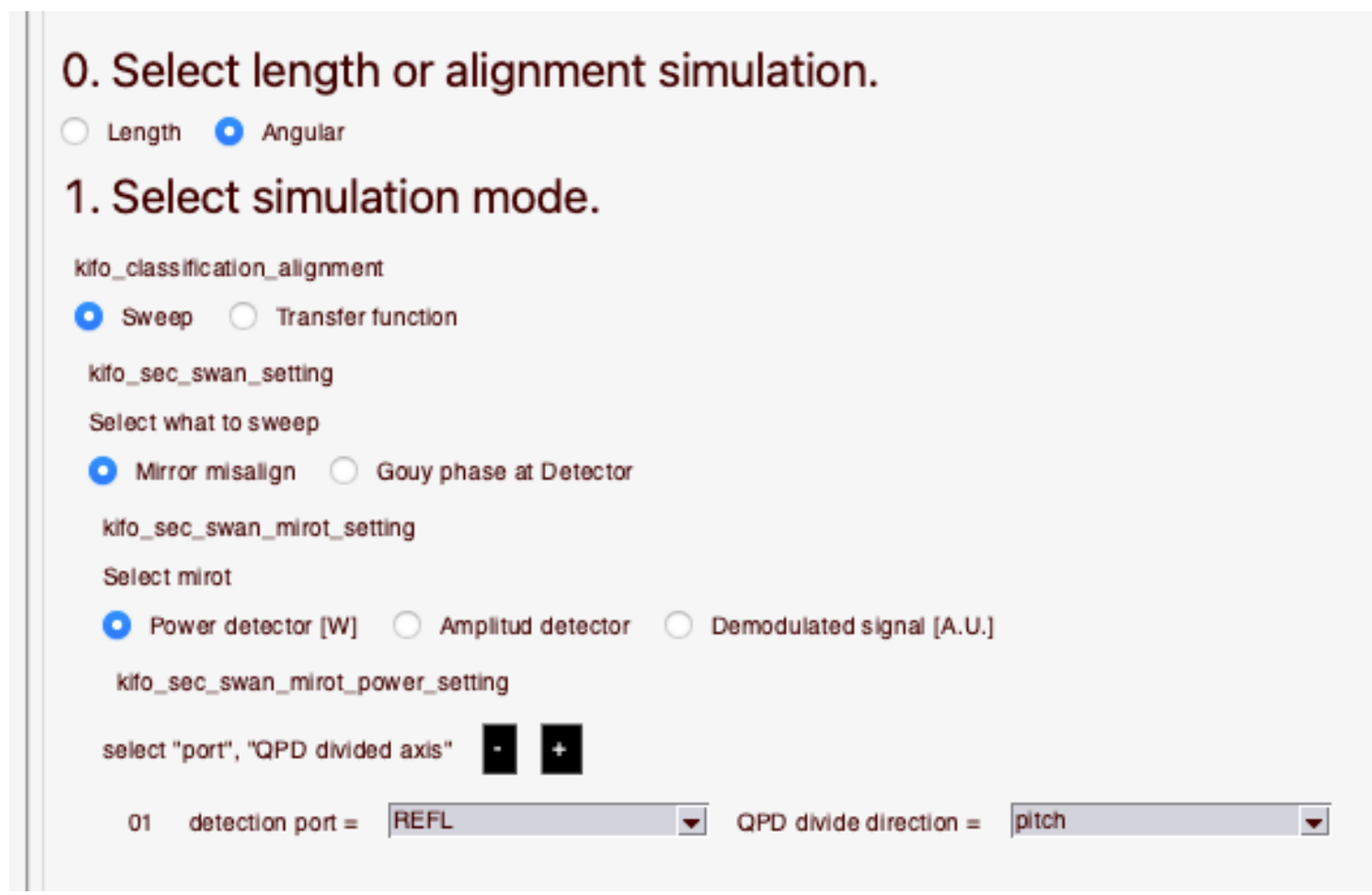

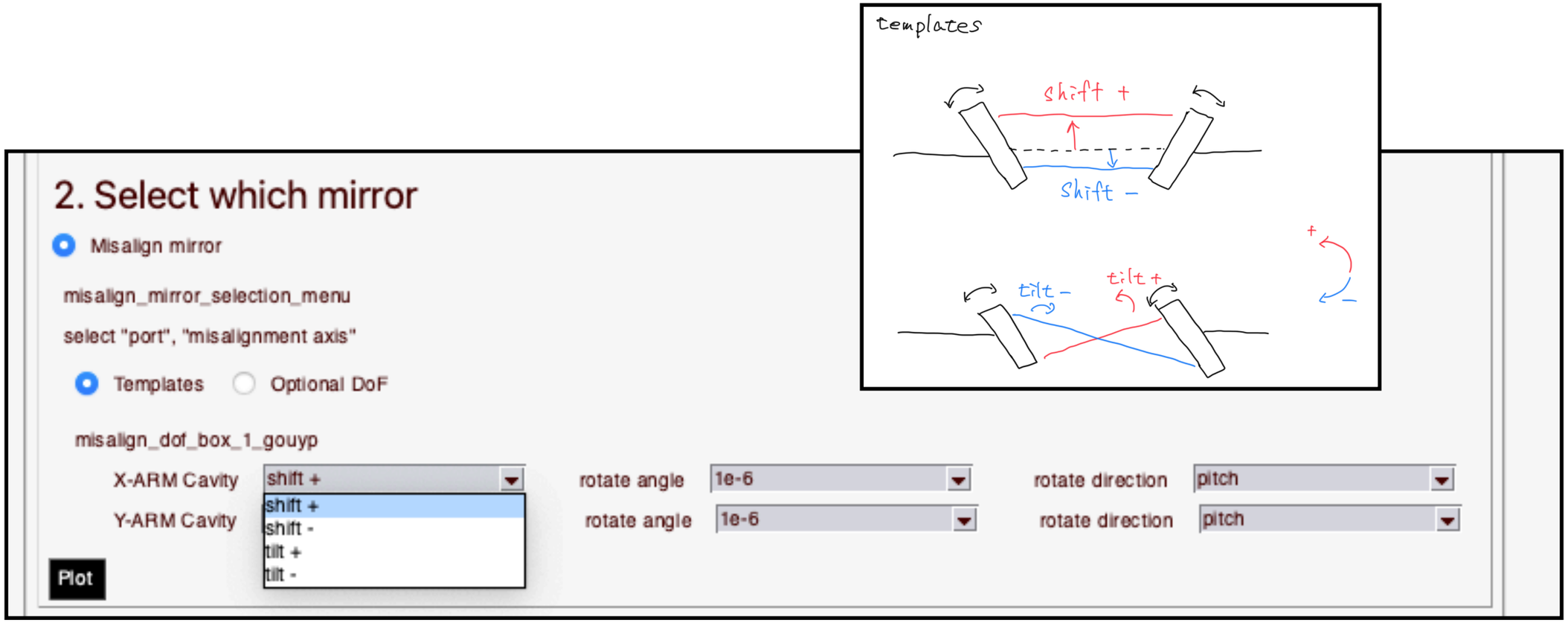
templates
shift +
shift −
tilt −
tilt +
+
−
2. Select which mirror
Misalign mirror
misalign_mirror_selection_menu
select "port", "misalignment axis"
Templates
Optional DoF
misalign_dof_box_1_gouyp
X-ARM Cavity
shift +
rotate angle
1e-6
rotate direction
pitch
Y-ARM Cavity
shift +
shift -
tilt +
tilt -
rotate angle
1e-6
rotate direction
pitch
Plot

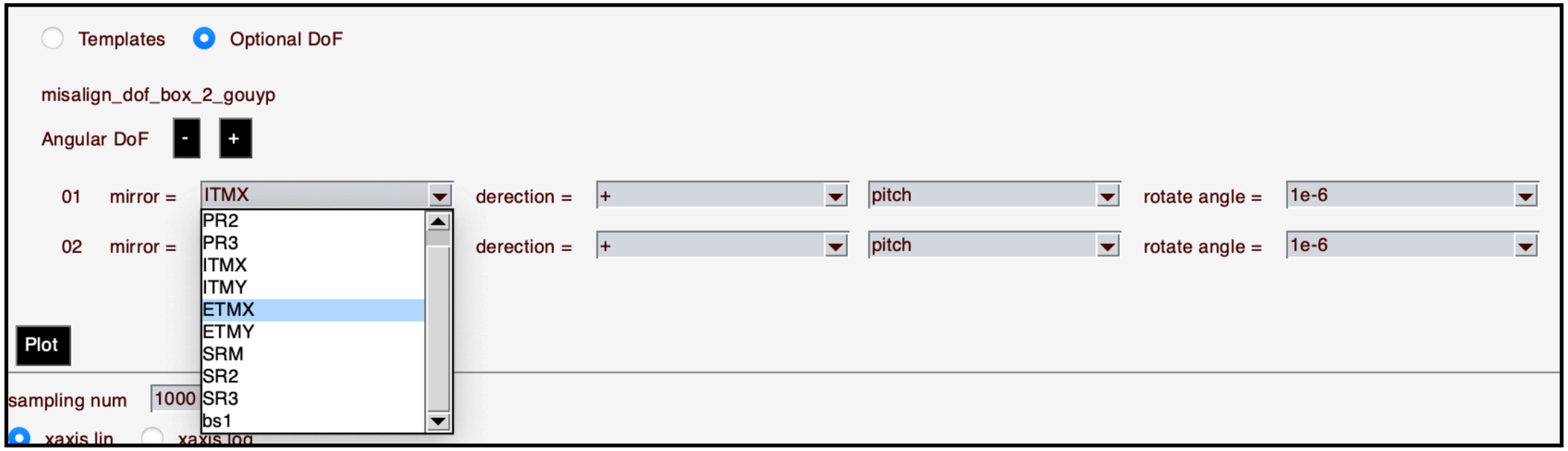
Templates
Optional DoF
misalign_dof_box_2_gouyp
Angular DoF
-
+
01
mirror =
ITMX
derection =
+
pitch
rotate angle =
1e-6
02
mirror =
derection =
+
pitch
rotate angle =
1e-6
PR2
PR3
ITMX
ITMY
ETMX
ETMY
SRM
SR2
SR3
bs1
Plot
sampling num
1000
xaxis lin
xaxis log

到達目標

- Length
  - **Sensitivity -> 実装**
- Angular
  - **Transfer function -> 実装**
- ミラーマップの導入
- 複屈折？