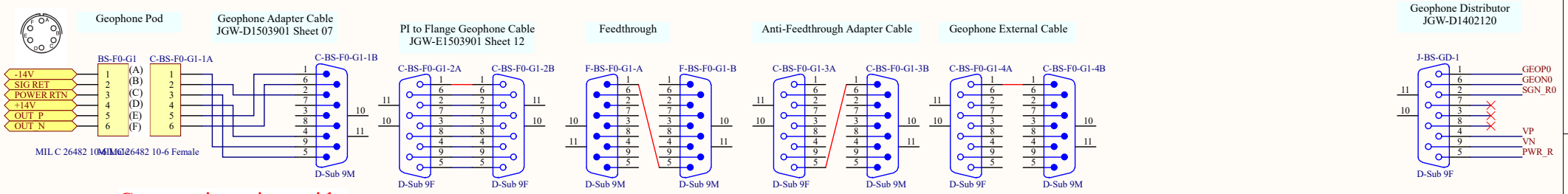
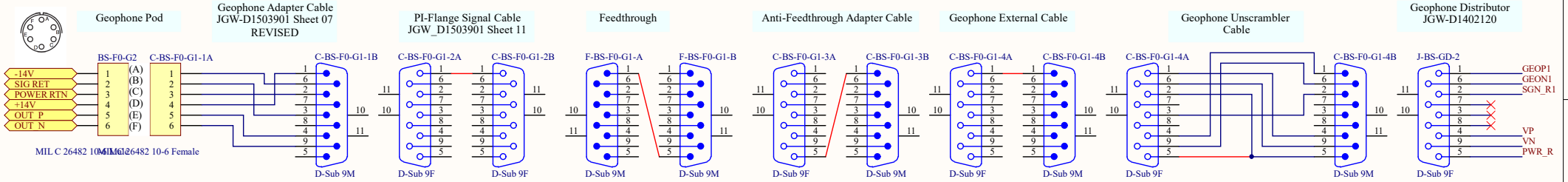


Concept for revised geophone cabling -v2



Current pinout is stupid, but matches geophone distributor.

Requires custom cable with conductor on Pin 9 - hard to make.

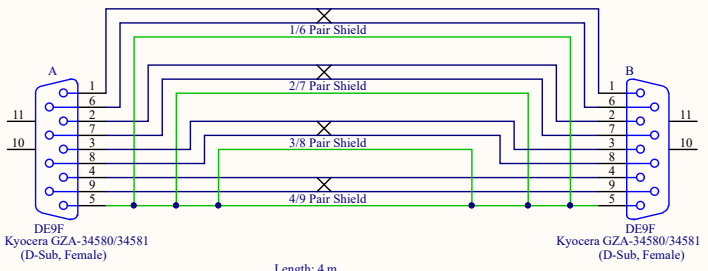


Better pinout

Use standard Type 1 cable ...

... plus unscrambler cable.

-v2 note: Aso-san suggests adding grounding connection in red, but this makes it equivalent to original (in that the shields on all the in-vacuum cables will be at PWR_R potential)! Maybe the original isn't so stupid after all.



PI-Flange Signal Cable Detail

Title		
Size	Number	Revision
A3		
Date:	2016/12/01	Sheet of
File:	\\.\00 Revised Geophone.SchDoc	Drawn By: