

# **Welcome !**

# **Locomotion**

# **Manual**



**ICRR, UTokyo**

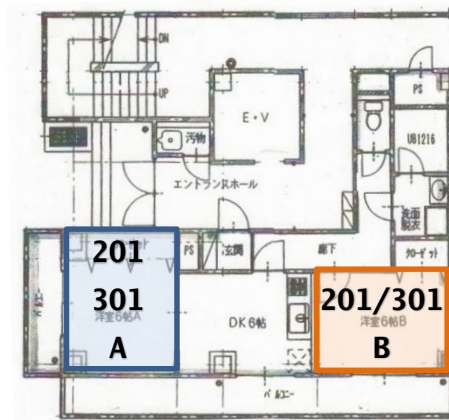
2016 February (ver. 1)

## Locomotion information

0.

Address : 1062 Kami-okubo, Toayma, 939-2252

### Locomotion



### Locomotion-J room 201,301



1.

### How to reserve a room

Please reserve a room on the web.

URL <http://www.supersaas.jp/schedule/kamioka-house/YUKI>



新規予約	開始時刻	2014/10/1	終了時刻	2014/10/2
	氏名			
	所属機関			
	YUKIハウス	2F 7畳間		
* 必須入力フィールド				
		<input type="button" value="予約作成"/> <input type="button" value="キャンセル"/>		

- ① Click on the date you want to reserve.  
“New reservation form” pops up.
  - ② Input check-in and check-out date, name and affiliation.  
Choose a room (Osawano 201-A, Osawano 201-B, Osawano 301-A, Osawano 301-B) . Then click “reserve”.
  - ③ Please send e-mail to GWPO Kamioka office  
([ktakayam\\_at\\_icrr.u-tokyo.ac.jp](mailto:ktakayam_at_icrr.u-tokyo.ac.jp)※. ※Change “\_at\_” to @) to confirm that you have made a reservation.  
If this is your first time to reserve a room at YUKI house or Locomotion, please send “User registraion for GWPO lodgings”, too.
  - ④ Your reservation is done!
- ※ For cancellation or change, choose your reservation form and change/cancel. Then send e-mail to GWPO Kamioka office again.  
If you cancel someone’s reservation by mistake, inform GWPO Kamioka office as soon as possible.
- ※ Reserve 2 weekdays in advance before use.

2.

### How to get a key

Get the key and sheets for Futon at GWPO Kamioka office between 9 a.m. to 5 p.m. on weekdays.

※If you cannot come on weekdays, please contact GWPO Kamioka office.

3.

### Notes for users

All users need to clean up own rooms, shared space (kitchen, bathroom etc.) and throw garbage away by yourselves. (Please refer to the manual on the next page.)

## How to use (notes for your stay)

**Please read thoroughly before use.**

**Cleaning** Keep clean. When you use equipments, put them back where they were. Leave everything the same as before.

Please clean the bathroom, lavatory, kitchen and other shared spaces more than once a week in cooperation with other users.

When you check out, clean your room with the vacuum cleaner.

**Garbage** Dispose your garbages to the specified place by yourself. Also dispose common garbages in cooperation with other users.

You can dispose anytime. Make sure not to leave any garbage.

You need to put your garbages in the plastic bag.

Specified place for the garbages is as follows.

Burnable	paper, food wast, plastics, PET-bottle, clothes, wooden products
Non burnable	can / bin (need to be emptied) , metals, glasse, ceramics



Red door → burnable waste

Yellow door → non-burnable waste

**Equipments** Please use equipments of Locomotin with care.

○shared equipments washing machine, vacuum cleaner (201), rice cooker, dining table, cooking equipments, dishes, eutlery, microwave, hair dryer

○each room Table, curtain, futon set, hanger, electric blanket, air conditioner

※GWPO Kamioka office provides toilet papers, dish washing detergent, and landry detergent. Please let us know when they are running out.

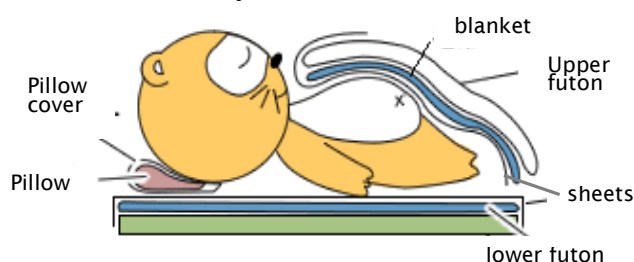
※Bring your own cooking spices or personal belongings like toothbrush, toothpaste, shampoo and body soap etc.).

1. washer-dryer Do not leave your landry in.

2. reffridgerator Write your name on your stuff. Take your stuff with you when you leave. Foods with no name or after the expiration date will be thrown away.

3. vacuum cleaner Please exchange the paper bag for a new one when it gets full of dust. Let the office know when the paper bag is running out.

- 4. futon sheets** Receive a pair of sheets and a pillow cover at the GWPO Kamioka office as well as the key.



→Please sleep in between the sheets.  
See the drawing.

Return the used sheets to GWPO Kamioka office with the key when you check out. You don't need to wash them.

When you stay for a long time, wash them by yourself with the washing machine in Locomotion.

- 5. kitchen** Keep the kitchen clean. After using cooking equipments or dishes, make sure to wash and put them back where they were.

Be careful with fire when you use the gas stove and make sure you close the main gas tap after use.

- 6. parking** Our parking space is No. 24, which is for one car. Do not park any other spaces.

Let the GWPO office know in advance if you need to park a car.

We need to arrange the parking space if there are more than 2 cars to park.

- 7. Gas safety device** Gas supply will be stopped by the gas safety device when you use the gas continuously for about an hour at the kitchen or 40 min. at the bathroom. To restore, get out of the room and open your room's gas meter box which is on the passage of each floor, then press the restore button.

If you have any problems, call the gas company or GWPO Kamioka office below.

- 8. the others** You need to replace or pay your own expense to fix when you lose the key or break any equipment. Please use them with care.

Be responsible for your valuables. There is no lock on the door of each room.

Please be considerate of neighbors.

Utilities cost and rent are paid by taxpayer money. Do not waste!

- |                       |  |               |
|-----------------------|--|---------------|
| <b>Emergency call</b> | The University of Tokyo, GWPO Kamioka office         | 0578-85-2343  |
|                       | Mr. Takayama's mobile (the chief of the secretariat) | 080-5432-2331 |
|                       | [electricity] Hokuriku Electric Power Company        | 0120-776453   |
|                       | Customer service                                     |               |
|                       | [Gas] Mitani Sangyo EC Co., Ltd.                     | 076-432-5100  |

## Transportation From Locomotion to GWPO

### ① by car

Go south on route 41 for about 21 kilometer (25min.)

### ② by public transportation

The nearest bus stop is Kamifutasugi.

You need to transfer 2 or 3 times.

#### [ 1 transfer ]

1) Kamifutasugi bus stop → Inotani bus stop (transfer)

Inotani bus stop → Mozumi bus stop

2) Kamifutasugi bus stop → Sasazu bus stop (transfer)

Sasazu bus stop → Mozumi bus stop

#### [ 2 transfers ]

3) Kamifutasugi bus stop → Sasazu ekimae bus stop (transfer)

Sasazu ekimae bus stop → JR Sasazu station

(\*4 min. walk, see the map below)

JR Sasazu station → JR Inotani station (transfer)

Inotani bus stop → Mozumi bus stop

\* Check the timetables for buses and JR trains by yourself.



\* **Sasazu ekimae bus stop** is in front of JR Sasazu station.

**Sasazu bus stop** is on route 41 and 300m (about 4 minutes' walk) away from JR Sasazu station.

Make sure not to wait for the bus at the wrong bus stop!

\* **Inotani bus stop for local Hida city bus** is in front of JR Inotani station.

**Inotani bus stop for express bus** is on route 41 and About 160m (about 2 minutes' walk) away from JR Inotani station.

Make sure not to wait for the bus at the wrong bus stop!





[

## From Toyama station to Locomotion



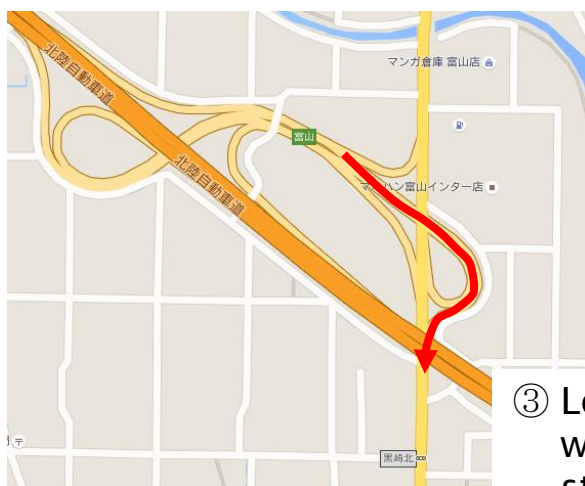
The bus terminal is in front of JR Toyama station south exit. Catch the bus bound for Sakamoto-niku, Inotani, Sasazu or Sasazu-kasugaonsen at platform No.5 and get off at Kamifutasugi bus stop. Locomotion is just in front of the bus stop. It's recommended to ask the bus driver if the bus stops at Kamifutasugi.

## From Toyama IC to Locomotion

① To Takayama , Gifu



② Go south on route 41



③ Locomotion is almost there when you see Osawano fire station on your right.



④ Turn right at the blue sign.

